



Zaneti

AIR CONDITIONING SYSTEMS




ITALIAN DEVELOPMENT

Zaneti

AIR CONDITIONING SYSTEMS

WALL MOUNTED SPLIT (T3), DC INVERTER, COOL-HEAT INDOOR UNIT

- High Efficiency
- 60% Energy Saving
- Turbo System
- Auto Restart
- 4D Air Flow
- Low Noise
- Golden Fin
- Vitamin C filter



WALL MOUNTED SPLIT (T3), DC INVERTER, COOL-HEAT OUTDOOR UNIT

- Super Tropical Inverter Compressor
- Functionality Up to 60°
- High Efficiency
- 60% Energy Saving
- Turbo System
- Auto Restart
- Low Noise
- Golden Fin



Specification

WALL MOUNTED SPLIT (T3), DC INVERTER, COOL-HEAT


MODEL NO.		ZMSA-12HD3RAAA	ZMSA-18HD3RAAA	ZMSA-24HD3RAAA	ZMSA-30HD3RAAA	
CAPACITY						
Cooling Capacity	BTU / h	12000(4000-15000)	18000(6500-20000)	24000(8000-26600)	30000(8400-32000)	
Heating Capacity	BTU / h	12500(5000-15500)	18500(6700-20500)	25700(8500-28500)	31000(8900-33000)	
ELECTRICAL PARTS						
Power Supply	V,Ph,Hz	(220-240),1,50	(220-240),1,50	(220-240),1,50	(220-240),1,50	
Power Input	(W)	Cooling	960(315-1400)	1390(660-2000)	1850(750-2500)	2115(650-2900)
		Heating	945(310-1350)	1360(600-1900)	1835(740-2450)	2075(800-3200)
Operating Current	(A)	Cooling	4.2(1.5-7.8)	6.2(2.4-8.9)	8.6(4.3-13.7)	9.6(4.8-14.5)
		Heating	4.1(1.6-7.9)	5.9(2.6-9.1)	8.4(4.5-13.9)	9.5(4.9-14.6)
PERFORMANCE						
Air Flow Volume	(m3 / h)	Indoor (Tu/Hi/Mi/Lo) 750/666/530/430	960/870/605/473	1320/1287/957/704	1560/1430/1220/1080	
Noise Level	[dB (A)]	Indoor (Tu/Hi/Mi/Lo)	39/38/32/24	43/41/34/30	47/44/41/34	48/46/44/41
		Outdoor	52	54	56	58
DIMENSION & WEIGHT & PIPING SIZE						
Net Dimension	(mm)	Indoor (WxDxH)	802x189x297	965x215x319	1080x226x335	1259x282x362
		Outdoor (WxDxH)	800x333x554	800x333x554	845x363x702	946x410x810
Net Weight	(kg)	Indoor	9.1/11.6	11.9/15.7	14.3/18	20/25.9
		Outdoor	33.8/36.5	36.5/39.2	48.9/52.2	64.1/69.3
Piping Size	[mm (inch)]	Liquid	Φ6.35(1/4")	Φ6.35(1/4")	Φ9.52(3/8")	Φ9.52(3/8")
		Gas	Φ12.7(1/2")	Φ12.7(1/2")	Φ15.9(5/8")	Φ19(3/4")
Copper Pipe Length	m	25	25	30	50	
REFRIGERANT INFORMATION						
Gas type		R410A	R410A	R410A	R410A	
Gas weight	g	850	1200	1800	2730	
COMPRESSOR INFORMATION						
Compressor	Type	DC INVERTER TROPICAL ROTARY	DC INVERTER TROPICAL ROTARY	DC INVERTER TROPICAL ROTARY	DC INVERTER TROPICAL ROTARY	
	Brand	TOSHIBA (GMCC)	TOSHIBA (GMCC)	TOSHIBA (GMCC)	TOSHIBA (GMCC)	
CLIMATE CLASSES						
Weather	Area	TROPICAL	TROPICAL	TROPICAL	TROPICAL	

Zaneti


AIR CONDITIONING SYSTEMS

WALL MOUNTED SPLIT (T1), ON/OFF, COOL-HEAT INDOOR UNIT

- High Efficiency
- Energy Saving
- Turbo System
- Auto Restart
- 4D Air Flow
- Low Noise
- Golden Fin
- Vitamin C filter



09, 12, 18, 24 (K)



30, 36 (K)

WALL MOUNTED SPLIT (T1), ON/OFF, COOL-HEAT OUTDOOR UNIT

- High Efficiency
- Energy Saving
- Turbo System
- Auto Restart
- Low Noise
- Golden Fin



Specification

WALL MOUNTED SPLIT (T1), ON/OFF, COOL-HEAT

MODEL NO.			ZMSA-12HO1RAFA	ZMSA-18HO1RAF6	ZMSA-24HO1RAF6	ZMSA-30HO1RAAB	ZMSA-36HO1RAAA	
CAPACITY								
Cooling Capacity		BTU / h	12000	18000	24000	30000	36000	
Heating Capacity		BTU / h	13000	19000	25000	31000	37000	
ELECTRICAL PARTS								
Power Supply		V,Ph,Hz	(220-240),1,50	(220-240),1,50	(220-240),1,50	(220-240),1,50	(220-240),1,50	
Power Input	(W)	Cooling	1030	1530	2015	2450	2950	
		Heating	960	1490	1867	2328	2838	
Operating Current	(A)	Cooling	4.4	6.8	9.1	10.6	13.3	
		Heating	4.2	6.5	8.3	9.8	12.9	
PERFORMANCE								
Air Flow Volume	(m ³ / h)	Indoor (Hi/Mi/Lo)	655/530/427	900/735/594	1100/876/704	1166/1045/957	1510/1320/1080	
Noise Level	[dB (A)]	Indoor (Hi/Mi/Lo)	39/36/29	41/37/31	44/38/32	45/41/37	47/44/39	
		Outdoor	53	54	56	57	58	
DIMENSION & WEIGHT & PIPING SIZE								
Net Dimension	(mm)	Indoor (WxDxH)	805x194x285	957x213x302	1040x220x327	1080x226x335	1260x283x362	
		Outdoor (WxDxH)	700x300x555	770x300x555	845x363x702	845x363x702	946x410x810	
Net Weight	(kg)	Indoor	8.1/11	10.2/15	12.7/17.4	14/18.4	21.8/28.6	
		Outdoor	30.8/35.4	35.8/41.9	48.8/56.2	50.6/58	70/79.7	
Piping Size	[mm (inch)]	Liquid	Φ6.35(1/4")	Φ6.35(1/4")	Φ9.52(3/8")	Φ9.52(3/8")	Φ9.52(3/8")	
		Gas	Φ12.7(1/2")	Φ12.7(1/2")	Φ15.9(5/8")	Φ15.9(5/8")	Φ15.9(5/8")	
Copper Pipe Length	m		20	25	25	25	25	
REFRIGERANT INFORMATION								
Gas type			R410A	R410A	R410A	R410A	R410A	
Gas weight	g		740	1150	1750	1800	2650	
COMPRESSOR INFORMATION								
Compressor	Type		ROTARY	ROTARY	ROTARY	ROTARY	ROTARY	
	Brand		TOSHIBA (GMCC)	HITACHI (HIGHLY)	TOSHIBA (GMCC)	TOSHIBA (GMCC)	TOSHIBA (GMCC)	
CLIMATE CLASSES								
Weather	Area		NORMAL	NORMAL	NORMAL	NORMAL	NORMAL	


Zaneti

AIR CONDITIONING SYSTEMS

WALL MOUNTED SPLIT (T3), ON/OFF, COOL-HEAT

INDOOR UNIT

- High Efficiency
- Energy Saving
- Turbo System
- Auto Restart
- 4D Air Flow
- Low Noise
- Golden Fin
- Vitamin C filter



WALL MOUNTED SPLIT (T3), ON/OFF, COOL-HEAT

OUTDOOR UNIT

- Super Tropical Compressor
- Functionality Up to 60°
- High Efficiency
- Energy Saving
- Turbo System
- Auto Restart
- Low Noise
- Golden Fin



Specification

WALL MOUNTED SPLIT (T3), ON/OFF, COOL-HEAT

MODEL NO.		ZMSA-12HO3RAAA	ZMSA-18HO3RAAA	ZMSA-24HO3RAAA	ZMSA-30HO3RAAA	
CAPACITY						
Cooling Capacity	BTU / h	12000	18000	24000	30000	
Heating Capacity	BTU / h	13000	19000	25000	31000	
ELECTRICAL PARTS						
Power Supply	V,Ph,Hz	(220-240),1,50	(220-240),1,50	(220-240),1,50	(220-240),1,50	
Power Input	(W)	Cooling	1025	1530	1960	2446
		Heating	945	1465	1860	2312
Operating Current	(A)	Cooling	4.3	6.7	8.8	10.5
		Heating	4.1	6.3	8.2	9.6
PERFORMANCE						
Air Flow Volume	(m ³ / h)	Indoor (Tu/Hi/Mi/Lo) 785/710/575/440	1000/920/765/610	1310/1163/1083/970	1767/1653/1482/1197	
Noise Level	[dB (A)]	Indoor (Tu/Hi/Mi/Lo)	37/36/33/26	43/42/36/31	47/45/43/38	49/48/45/39
		Outdoor	50	54	55	56
DIMENSION & WEIGHT & PIPING SIZE						
Net Dimension	(mm)	Indoor (WxDxH)	802x189x297	965x215x319	1080x226x335	1259x282x362
		Outdoor (WxDxH)	770x300x555	845x363x702	845x363x702	946x410x810
Net Weight	(kg)	Indoor	9.4/11.9	12.1/17	14.2/18.8	20.1/26.9
		Outdoor	36.5/39.6	48.1/54.8	51.1/58.7	62.5/71.7
Piping Size	[mm (inch)]	Liquid	Φ6.35(1/4")	Φ6.35(1/4")	Φ9.52(3/8")	Φ9.52(3/8")
		Gas	Φ12.7(1/2")	Φ12.7(1/2")	Φ15.9(5/8")	Φ15.9(5/8")
Copper Pipe Length	m	20	25	25	25	
REFRIGERANT INFORMATION						
Gas type		R410A	R410A	R410A	R410A	
Gas weight	g	1200	1400	1600	2200	
COMPRESSOR INFORMATION						
Compressor	Type	TROPICAL ROTARY	TROPICAL ROTARY	TROPICAL ROTARY	TROPICAL ROTARY	
	Brand	TOSHIBA (GMCC)	TOSHIBA (GMCC)	TOSHIBA (GMCC)	TOSHIBA (GMCC)	
CLIMATE CLASSES						
Weather	Area	TROPICAL	TROPICAL	TROPICAL	TROPICAL	


Zaneti

AIR CONDITIONING SYSTEMS

WALL MOUNTED SPLIT (T3), ON/OFF, COOL

INDOOR UNIT

- High Efficiency
- Energy Saving
- Turbo System
- Auto Restart
- 4D Air Flow
- Low Noise
- Golden Fin
- Vitamin C filter



WALL MOUNTED SPLIT (T3), ON/OFF, COOL

OUTDOOR UNIT

- Tropical Piston Compressor
- Functionality Up to 60°
- High Efficiency
- Energy Saving
- Turbo System
- Auto Restart
- Low Noise
- Golden Fin



Specification

WALL MOUNTED SPLIT (T3), ON/OFF, COOL

MODEL NO.			ZMSA-18CO3PBAA	ZMSA-24CO3PBAA	ZMSA-30CO3PBAA	ZMSA-36CO3PBAA
CAPACITY						
Cooling Capacity		BTU / h	18000	24000	30000	36000
Heating Capacity		BTU / h				
ELECTRICAL PARTS						
Power Supply		V,Ph,Hz	(220-240),1,50	(220-240),1,50	(220-240),1,50	(220-240),1,50
Power Input	(W)	Cooling	1690	2220	2770	3300
		Heating				
Operating Current	(A)	Cooling	7.6	9.6	12.9	14.8
		Heating				
PERFORMANCE						
Air Flow Volume	(m ³ / h)	Indoor (Tu/H/Mi/Lo)	973/940/780/630	1310/1270/1120/1010	1710/1505/1362/1106	1767/1687/1454/1180
Noise Level	[dB (A)]	Indoor (Tu/H/Mi/Lo)	43/41/36/33	46/43/41/38	48/46/43/39	49/47/44/40
		Outdoor	59	60	64	67
DIMENSION & WEIGHT & PIPING SIZE						
Net Dimension	(mm)	Indoor (WxDxH)	965x215x319	1080x226x335	1259x282x362	1259x282x362
		Outdoor (WxDxH)	845x363x702	845x363x702	946x410x810	946x410x810
Net Weight	(kg)	Indoor	11.6/14.8	14/17.5	20.5/26.0	20.5/26.0
		Outdoor	52.6/55.7	55.1/58.2	70/75	73.4/79.1
Piping Size	[mm (inch)]	Liquid	Φ6.35(1/4")	Φ9.52(3/8")	Φ9.52(3/8")	Φ9.52(3/8")
		Gas	Φ12.7(1/2")	Φ15.9(5/8")	Φ15.9(5/8")	Φ19(3/4")
Copper Pipe Length	m		15	20	20	20
REFRIGERANT INFORMATION						
Gas type			R22	R22	R22	R22
Gas weight	g		1150	1300	1980	2530
COMPRESSOR INFORMATION						
Compressor	Type		TROPICAL PISTON	TROPICAL PISTON	TROPICAL PISTON	TROPICAL PISTON
	Brand		KK	KK	KK	KK
CLIMATE CLASSES						
Weather	Area		TROPICAL	TROPICAL	TROPICAL	TROPICAL

Zaneti

AIR CONDITIONING SYSTEMS

FLOOR STANDING (T3), ON / OFF, COOL-HEAT

INDOOR UNIT

- High Efficiency
- Energy Saving
- Turbo System
- Auto Restart
- 4D Air Flow
- Low Noise
- Golden Fin
- Vitamin C filter



FLOOR STANDING (T3), ON / OFF, COOL-HEAT

OUTDOOR UNIT

- Super Tropical Compressor
- Functionality Up to 60°
- High Efficiency
- Energy Saving
- Turbo System
- Auto Restart
- Low Noise
- Golden Fin



36 (K)



48, 60 (K)

Specification

FLOOR STANDING (T3), ON / OFF, COOL-HEAT

MODEL NO.		ZMFA-36HO3RANA	ZMFA-36HO3RBNA	ZMFA-48HO3SBNA	ZMFA-60HO3SBNA	
CAPACITY						
Cooling Capacity	BTU / h	36000	36000	48000	60000	
Heating Capacity	BTU / h	36000	38000	50000	63000	
ELECTRICAL PARTS						
Power Supply	V,Ph,Hz	(220-240), 1,50	(220-240), 1,50	(380-415), 3,50	(380-415), 3,50	
Power Input	(W)	Cooling	3480	3390	4580	5720
		Heating	3050	3020	4235	5050
Operating Current	(A)	Cooling	15.5	14.9	7.8	9.7
		Heating	14.0	13.1	7.1	8.5
PERFORMANCE						
Air Flow Volume	(m ³ / h)	Indoor (Hi/Mi/Lo) 2057/1870/1730	1900/1790/1670	2310/2090/1925	2630/2430/2233	
Noise Level	[dB (A)]	Indoor (Hi/Mi/Lo)	46/43/39	47/44/40	50/47/45	51/48/46
		Outdoor	56	58	60	62
DIMENSION & WEIGHT & PIPING SIZE						
Net Dimension	(mm)	Indoor (WxDxH)	585x405x1830	550x418x1824	550x418x1824	600x455x1934
		Outdoor (WxDxH)	946x410x810	946x410x810	900x350x1170	952x415x1333
Net Weight	(kg)	Indoor	52.7/65	53.8/70.6	54/70.5	64/83
		Outdoor	68.6/73.2	70.8/76.6	97.7/109.1	116/128
Piping Size	[mm (inch)]	Liquid	Φ9.52(3/8")	Φ9.52(3/8")	Φ9.52(3/8")	Φ9.52(3/8")
		Gas	Φ19(3/4")	Φ19(3/4")	Φ19(3/4")	Φ19(3/4")
Copper Pipe Length	m	30	30	50	50	
REFRIGERANT INFORMATION						
Gas type		R410A	R22	R22	R22	
Gas weight	g	2600	3000	3600	4000	
COMPRESSOR INFORMATION						
Compressor	Type	TROPICAL TWIN-ROTARY	TROPICAL ROTARY	TROPICAL SCROLL	TROPICAL SCROLL	
	Brand	HITACHI	MITSUBISHI	PANASONIC	PANASONIC	
CLIMATE CLASSES						
Weather	Area	TROPICAL	TROPICAL	TROPICAL	TROPICAL	

WINDOW TYPE (T3), ON / OFF, COOL

- Super Tropical Compressor
- Functionality Up to 60°
- High Efficiency
- Energy Saving
- Turbo System
- Auto Restart
- Auto Swing
- Low Noise
- Golden Fin



Specification		WINDOW TYPE (T3), ON / OFF, COOL				
MODEL NO.		ZMWA-18CO3RBNA	ZMWA-18CO3RANA	ZMWA-18CO3PBNA	ZMWA-24CO3PBNA	
CAPACITY						
Cooling Capacity		18000	18000	18000	24000	
Heating Capacity						
ELECTRICAL PARTS						
Power Supply		V,Ph,Hz (220-240),1,50	(220-240),1,50	(220-240),1,50	(220-240),1,50	
Power Input	(W)	Cooling	1830	1725	1790	2460
		Heating				
Operating Current	(A)	Cooling	8.4	8	7.9	10.4
		Heating				
PERFORMANCE						
Air Flow Volume	(m3 / h)	Indoor (Hi/Mi/Lo) 803/715/605	814/704/605	803/750/695	1120/1045/963	
Noise Level	[dB (A)]	Indoor (Hi/Mi/Lo)	52/49/47	50/47/45	53/50/49	55/53/50
		Outdoor	59	58	61	64
DIMENSION & WEIGHT & PIPING SIZE						
Net Dimension	(mm)	Indoor (WxDxH)	660x680x428	660x680x428	660x680x428	660x780x428
		Outdoor (WxDxH)				
Net Weight	(kg)	52/57	56.1/60.6	61.4/66	64/67	
Piping Size	[mm (inch)]	Liquid Gas				
Copper Pipe Length	m					
REFRIGERANT INFORMATION						
Gas type		R22	R410A	R22	R22	
Gas weight	g	670	700	580	800	
COMPRESSOR INFORMATION						
Compressor	Type	TROPICAL ROTARY	TROPICAL ROTARY	TROPICAL PISTON	TROPICAL PISTON	
	Brand	TOSHIBA (GMCC)	TOSHIBA (GMCC)	KK	KK	
CLIMATE CLASSES						
Weather	Area	TROPICAL	TROPICAL	TROPICAL	TROPICAL	

Zaneti

AIR CONDITIONING SYSTEMS

THE BEST CHOICE



ITALIAN DEVELOPMENT